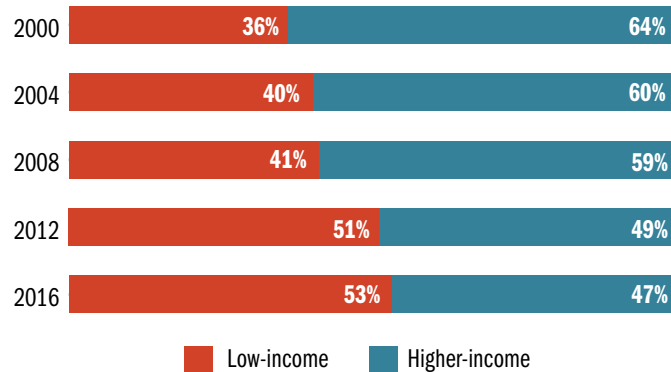
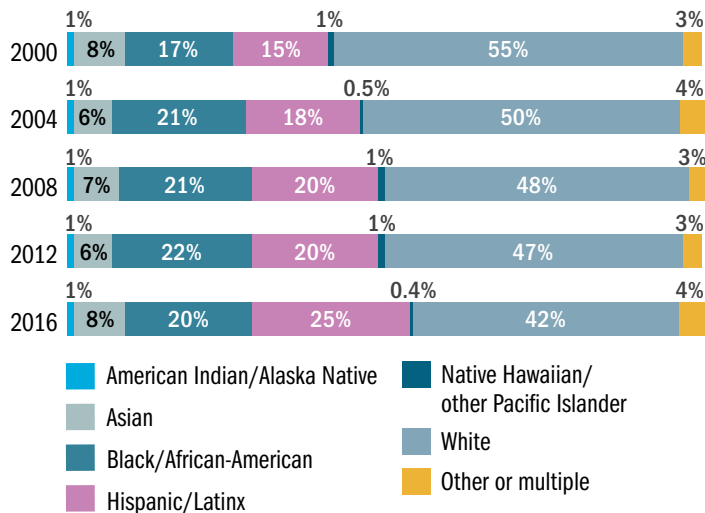


Who are Low-Income Undergraduates?

The proportion of undergraduates from families with incomes <200% of the poverty level **increased** from 2000 to 2016. By 2016, more than **1 out of every 2 undergraduates qualified as low-income*** by this definition.



The percentages of low-income students who were **Black/African American** or **Hispanic/Latinx** **increased** between 2000 and 2016.

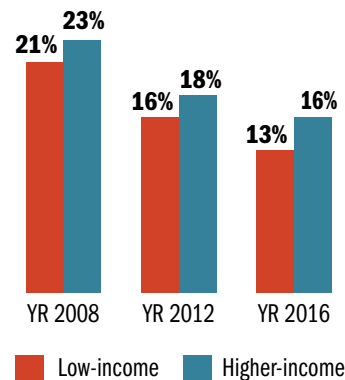


Low-income college students'
mean family income was
\$18,863
in 2016.

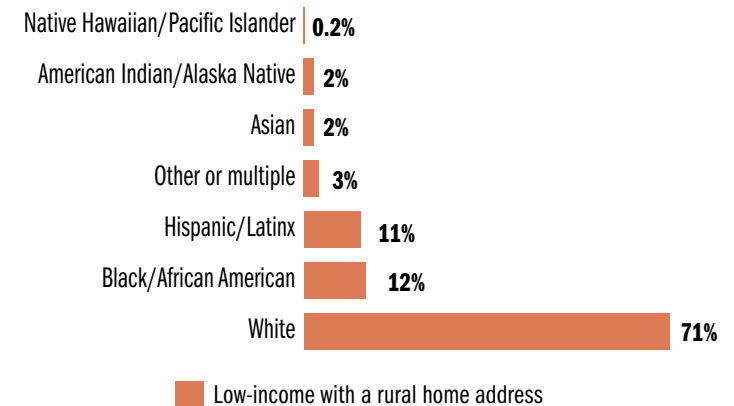
Pell Grant receipt undercounts students with low incomes. More than a third of low-income students did not receive a Pell Grant in 2016.



The percentages of **both** low-income and higher-income students with a **rural* home address decreased** between 2008 and 2016.



While most low-income students from rural communities identified as White, **29% of low-income students with a rural home address were students of color** as of 2016.



*Note: Low-income is defined as a family income under 200 percent of the federal poverty level. The 200% threshold is similar to those used by federal programs to determine eligibility for aid. Higher-income is defined as a family income 200 percent or more of the federal poverty level. Rural includes rural fringe, rural distant, and rural remote, as defined [here](#). Data sources are U.S. Department of Education, National Postsecondary Student Aid Studies of 2000, '04, '08, '12, and '16. Fact sheet produced by RTI International, supported by Ascendium Education Group.

Suggested citation:

RTI International. (2025). *Who are Low-Income Undergraduates?* [Fact sheet]. <https://www.rti.org/brochures/who-are-low-income-undergraduates> * [if the location changes, the URL may change]